



▶ Muir Tuolumne  
Apartments

# Welcome to Tuolumne Apartments!

- ▶ The Tuolumne has 5 stories, K - ground level, L - 2<sup>nd</sup> floor, N level - 3<sup>rd</sup> floor, Q level - 4<sup>th</sup> floor, and R level - 5<sup>th</sup> floor
- ▶ Welcome to Tuolumne - a difficult word to spell and pronounce! Insider tip, it's pronounced : too-aa-luh-mee




# Tuolumne continued...


- ▶ The Tuolumne Apartments sit at the corner of Scholars Lane Drive and Scholars Lane South, on the southwest side of Muir College



# Welcome to your House!



- ▶ A “House” is a community of apartments with specific activities planned by their House Advisor, or HA
- ▶ “O” House is all apartments numbered 1-8 (i.e. N-3, K-7)
- ▶ “P” House is all apartments numbered 9-16 (i.e. R-11, N-16)



# Laundry Room

- ▶ Tuolumne's laundry room can be found on L level, next to the vending machines
- ▶ There are also outdoor deck chairs for lounging located on the L level next to the laundry room





# Inside an Apartment

- ▶ Each apartment also has a kitchen, living room, and shared bathroom space
- ▶ Each apartment has either 3-4 rooms inside

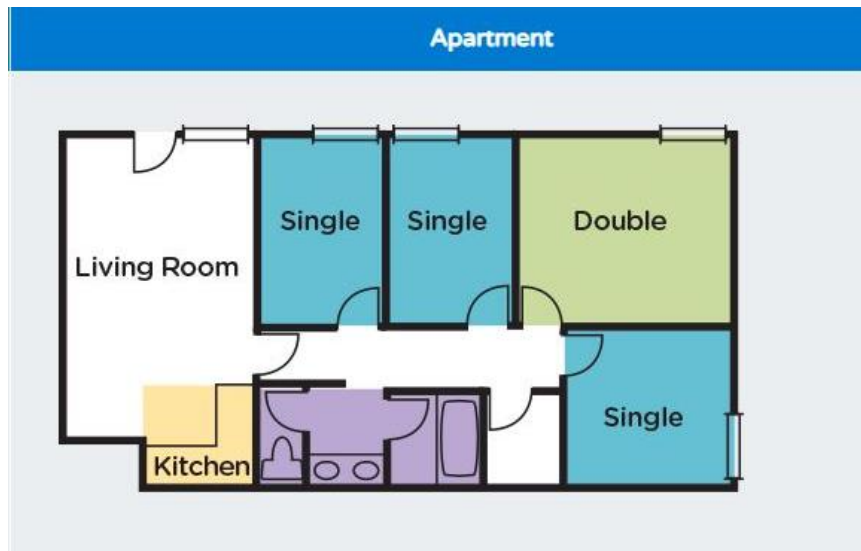
# Living Room

- ▶ Living rooms are furnished with a sofa, lounge chair, coffee table, tv stands and various lamps
- ▶ A kitchen table with four chairs are also provided



# Kitchen

- ▶ Each kitchen comes with a refrigerator, sink, mini-stove, and microwave
- ▶ A large trash bin is also provided
- ▶ The image below is a sample floor plan for a Tuolumne Apartment





# Outdoor Balcony

- ▶ Tuolumne residents have their own outdoor balcony
- ▶ Residents are allowed to furnish and decorate their balcony, however NO university furniture is permitted outside
- ▶ No objects are permitted to hang from the handrails



# Bathroom

- ▶ The toilet and the bath/shower are in the same room
- ▶ There is a sink with cabinets and drawers for storage



# Inside a Single Room


- ▶ Provided: bed, desk, chair, wardrobe with chest of 2 drawers, waste and recycle bin
- ▶ You can have your bed raised for more storage underneath and can also place the drawer outside the closet



# Inside a Double Room

- ▶ Provided: 2 beds, 2 desks, 2 chairs, 2 wardrobes with drawers, 2 waste and recycle bins
- ▶ For optimal storage space under your bed, you can have the bed adjusted higher (check with Res. Life office for this service)
- ▶ You can also place your drawer outside the closet
- ▶ You should dialogue with your roommate about bringing additional large items





## Rooms continued...

- ▶ Students are permitted to bring additional furnishings but no university furniture may be removed from any room
- ▶ Please use painter's or "blue" tape when attaching decorations to your walls, as students will be charged for damages at the end of the year
- ▶ Have fun making the place your own!

# For More Information...

- ▶ Contact the Muir Residential Life Office at 858-534-4200 or [muirreslife@ucsd.edu](mailto:muirreslife@ucsd.edu)
- ▶ For questions regarding housing contracts, deadlines, and fees contact UC San Diego's HDH department at <https://hdhhome.ucsd.edu/> , [housinginfo@ucsd.edu](mailto:housinginfo@ucsd.edu), or 858-534-4010